

Private and Confidential

Chilanga Cement PLC: *Stock Performance Summary*

January 2022 to December 2022

CHILANGA
CEMENT



Pangaea
Securities

Disclaimer



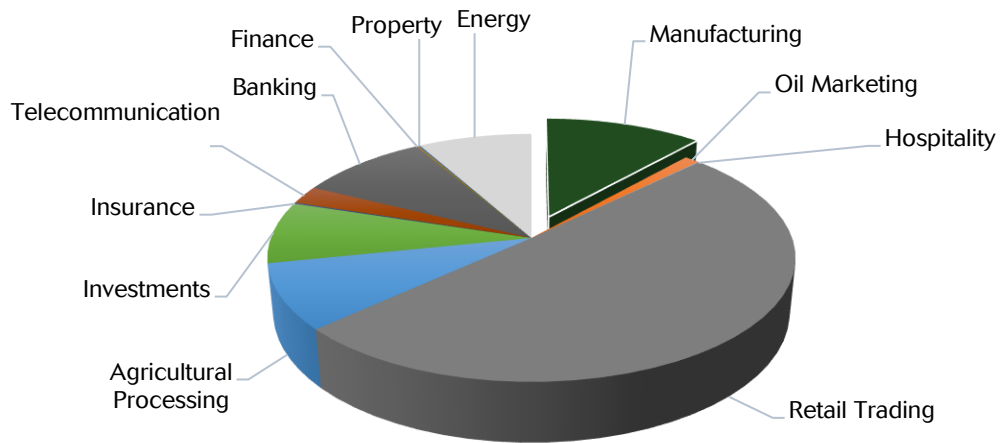
The information and opinions contained in this presentation have been derived from Pangaea Securities ("Pangaea", "we" or "our") and sources believed to be reliable and in good faith or constitute Pangaea's judgement as at the date of this presentation but no representation of warranty, express or implied, is made as to their accuracy, completeness of correctness and any opinions are subject to change and may be superseded without any notice.

Any information contained in this presentation for information purposes only. It is not to be relied upon as authoritative or taken in substitution for the exercise judgment. . Pangaea accepts no liability (either in negligence or otherwise) for any loss from any use of the material contained in this presentation.

This presentation is confidential and may not be reproduced, distributed or published for any purpose, unless with prior written consent of Pangaea. Pangaea and or/its affiliates and/or their officers, directors or employees may own or have position in any investment mentioned herein or any investment related thereto and may from time to time add or dispose of any such investment.

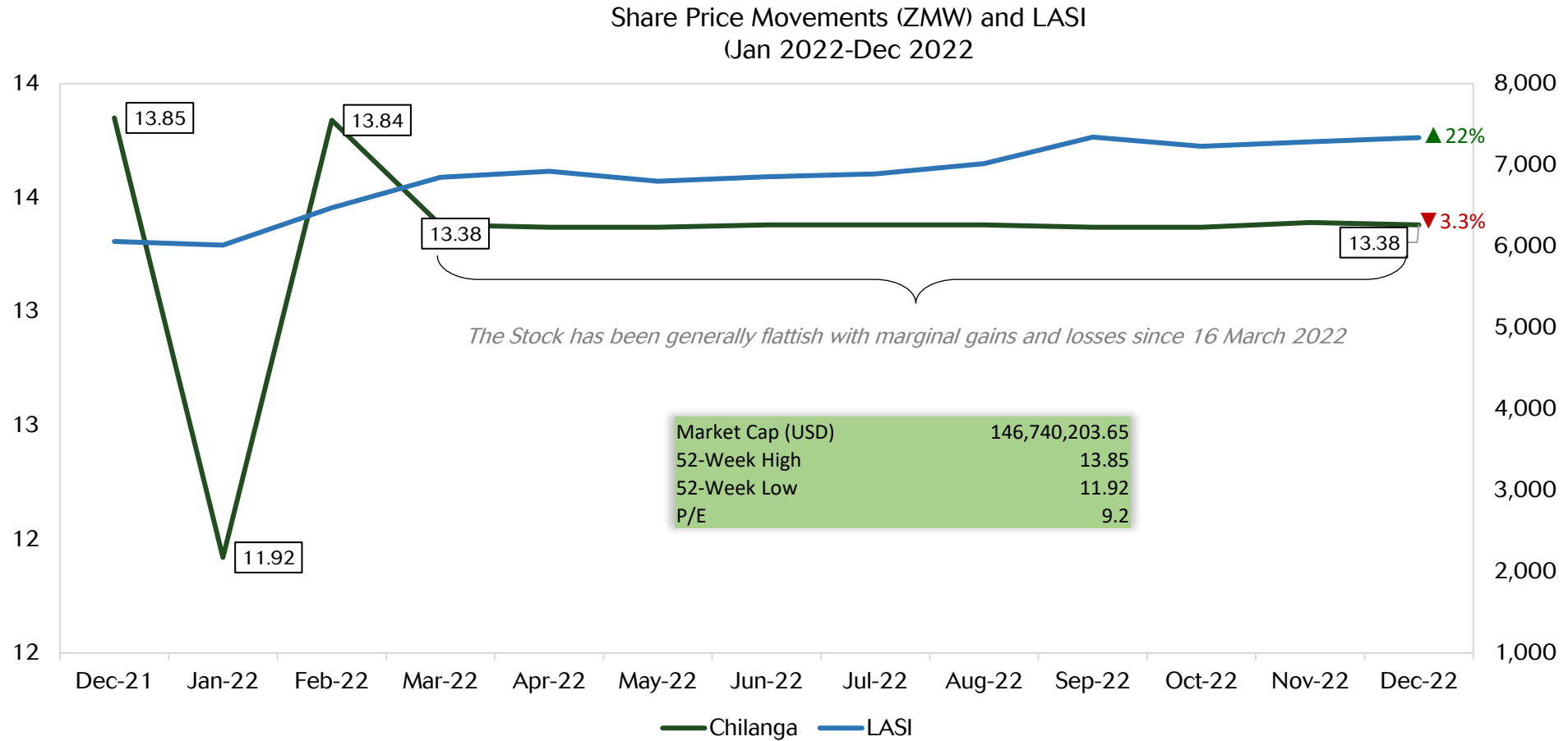
	3 January 2022	31 December 2022
LuSE Ticker	CHIL	CHIL
LuSE Price, In ZMW	13.85	13.38 ▼3%
LuSE Price in USD	0.83	0.73 ▼12%
Issued shares	200,040,457	200,040,457
LuSE Market Cap, ZMW [Fully Diluted]	2,770,560,329	2,676,541,315 ▼3%
LuSE Market Cap, USD [Fully Diluted]	166,200,380	146,740,204 ▼12%
Price to Earnings	9.5	9.2 ▼3%
FOREX Rate ZMW/USD	16.67	18.24 ▲9%

LuSE Sector Split (Including Shoprite): Dec 2022



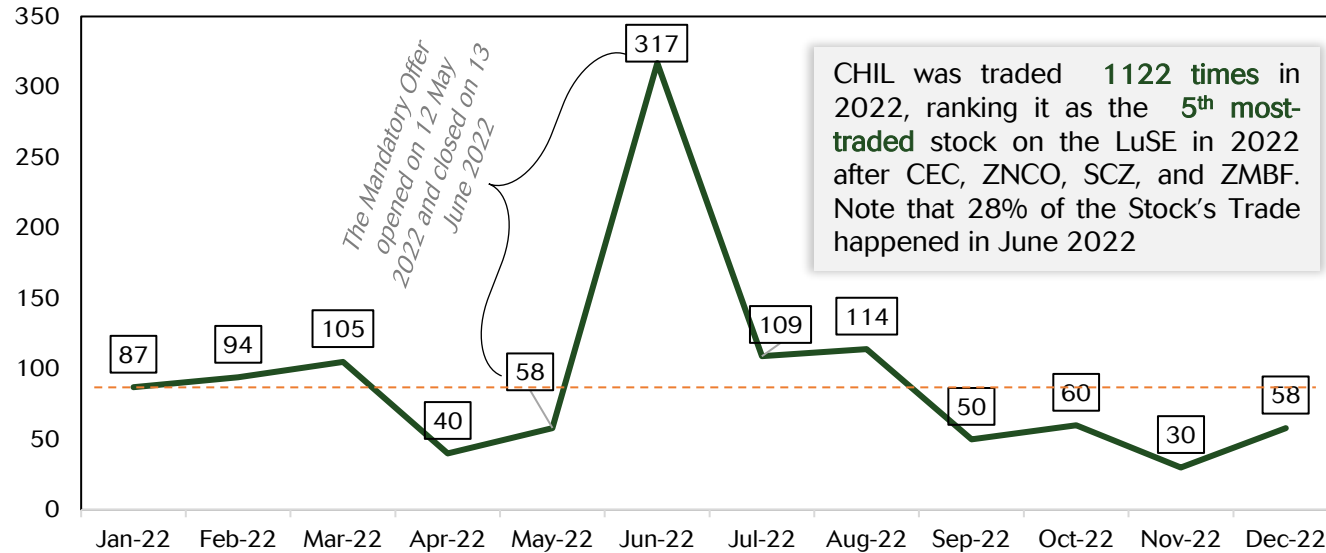
- The Chilanga Cement Stock (the “Stock” or “CHIL”) is currently trading at a ZMW13.38, leading to a **ZMW2,676,541,314** (USD146,353,458.22) market Valuation, ranking it 7th on the LuSE in terms of market capitalization as at end of 2022.
- The Stock began the year 2022 with a ZMW13.85 share price valuation and has since lost ZMW0.47 on that valuation;3.5% loss
- The Stock’s outright performance has been flattish at ZMW13.38, oscillating in-between gains and losses of about ZMW0.01 since March 2022.
- The Stock was the **5th most-traded** stock on the LuSE with 1122 trades. It accounted for 6% of the 18,847 trades on the LuSE in 2022. and 3rd by Volume, and 1st by Turnover
- The Stock averaged 93 trades per month, or 5 trades per business day, with a high of 317 recorded in June due to the **Mandatory Offer** and a low of 30 trades in November.
- With **over ZMW186 million** in turnover, it accounts for 33.6% of the ZMW552 million total LuSE Turnover. By this metric, it was the **most traded** stock on the LuSE.
- The Stock registered a **9.2 Price-to-Earnings** Ratio, compared to the LuSE average of 10.5, the Stock is relatively fair valued. The P/e ratio means that the Stock is trading at 9.2X its Earnings per share of ZMW1.35 based on 2021 Annual Report.
- **NB:** The reduction in dollar market cap is primarily driven by exchange rate depreciation,. Holding the exchange rate constant, the market cap was USD160,560,367 by the end of 2022.

Source: LuSE and Pangaea Data

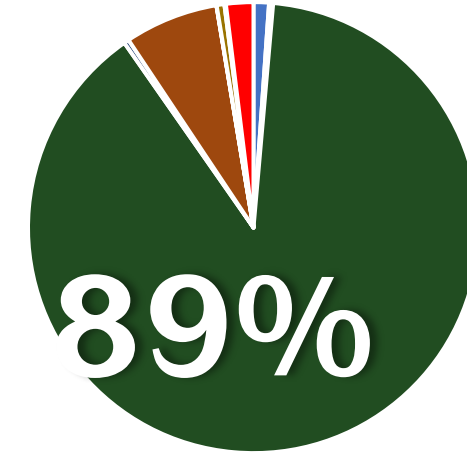


Source: LuSE and Pangaea Data

Monthly Trades



Proportion Volumes Traded by Month

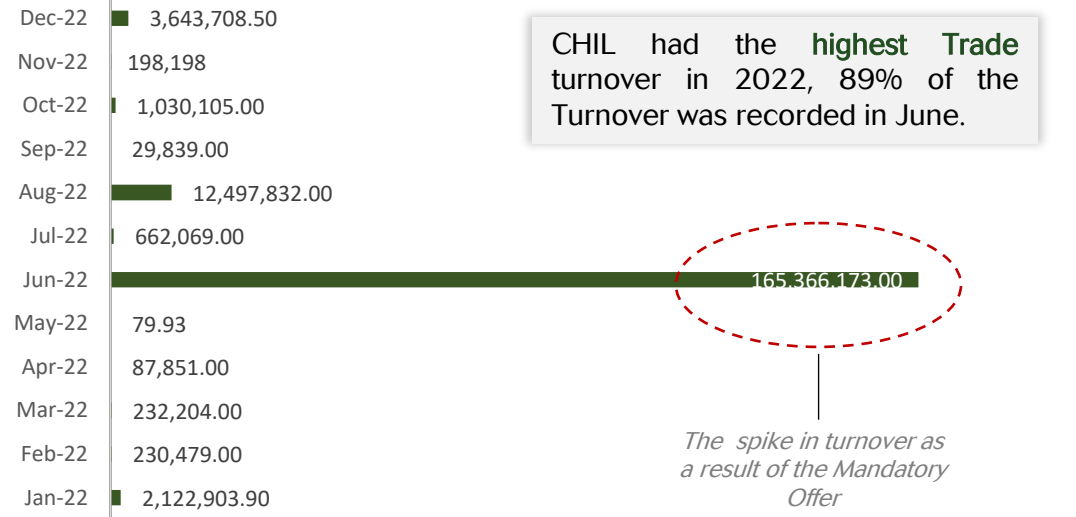


■ JAN ■ FEB ■ MAR ■ APR ■ MAY ■ JUN
 ■ JUL ■ AUG ■ SEP ■ OCT ■ NOV ■ DEC

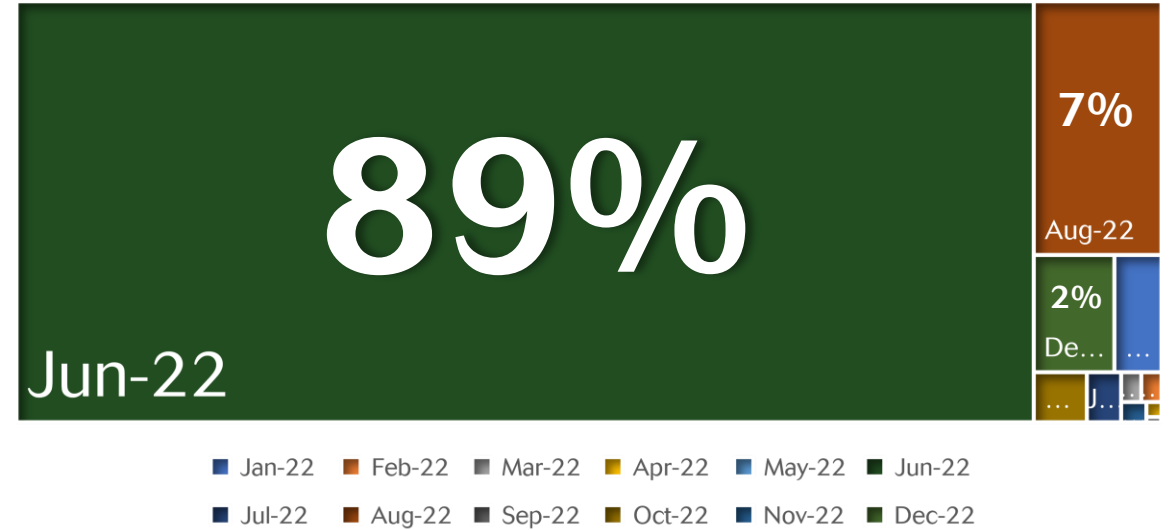
Volumes	Jan-22	Feb-22	Mar-22	Apr-22	May-22	Jun-22
Monthly	153,334	16,651	17,302	6,569	6	12,359,206
Cumulative	153,334	169,985	187,287	193,856	193,862	12,553,068
Volumes	Jul-22	Aug-22	Sep-22	Oct-22	Nov-22	Dec-22
Monthly	49,482	934,068	2,231	77,046	14,816	273,433
Cumulative	12,602,550	13,536,618	13,538,849	13,615,895	13,630,711	13,910,116

Source: LuSE and Pangaea Data

Turnover (ZMW)



Proportion of Monthly Turnover



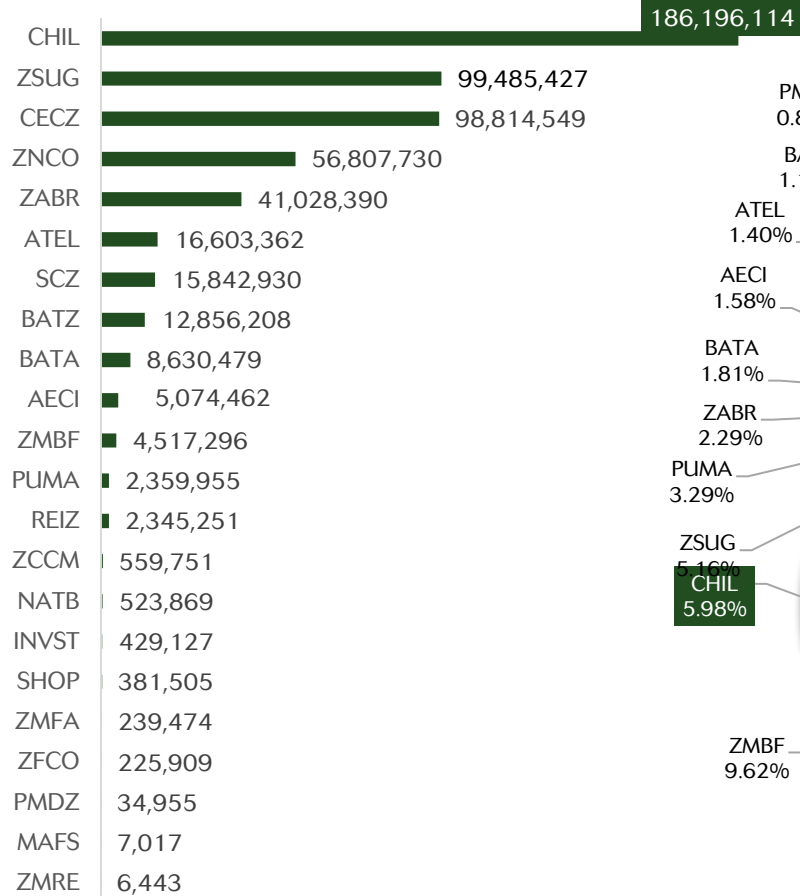
Turnover (ZMW)	Jan-22	Feb-22	Mar-22	Apr-22	May-22	Jun-22
Monthly	2,122,904	230,479	232,204	87,851	80	165,366,173
Cumulative	2,122,904	2,353,383	2,585,587	2,673,438	2,673,518	168,039,691
Turnover (ZMW)	Jul-22	Aug-22	Sep-22	Oct-22	Nov-22	Dec-22
Monthly	662,069	12,497,832	29,839	1,030,105	198,198	3,658,534
Cumulative	168,701,760	181,199,592	181,229,431	182,259,536	182,457,734	186,196,113.90

Source: LuSE and Pangaea Data

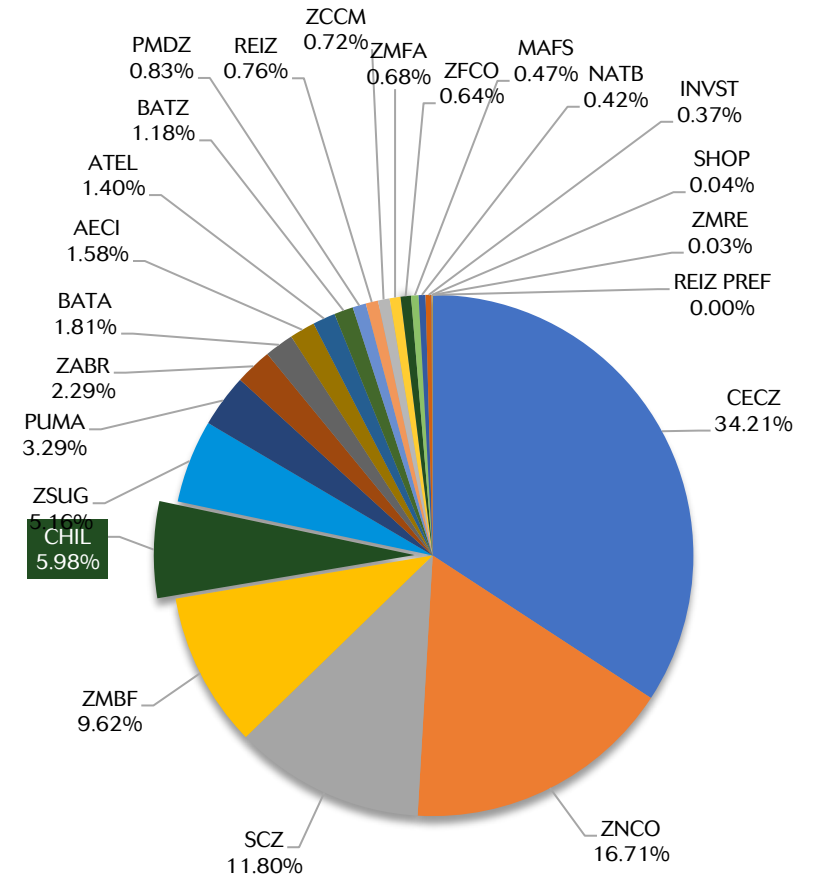
Volume Ranking Jan to Dec 2022



Ranking According to Turnover (ZMW) 2022



Cumulative Trade Distribution Jan to Dec 2022



Source: LuSE and Pangaea Data



Pangaea
Securities

Financial Advisory Services • Mergers & Acquisitions
Brokerage • Proprietary Investments

First Floor, Pangaea Office Park,
Great East Road,
P O Box 30163, Lusaka, Zambia

T +260 211 220707
E info@pangaea.co.zm
W www.pangaea.co.zm